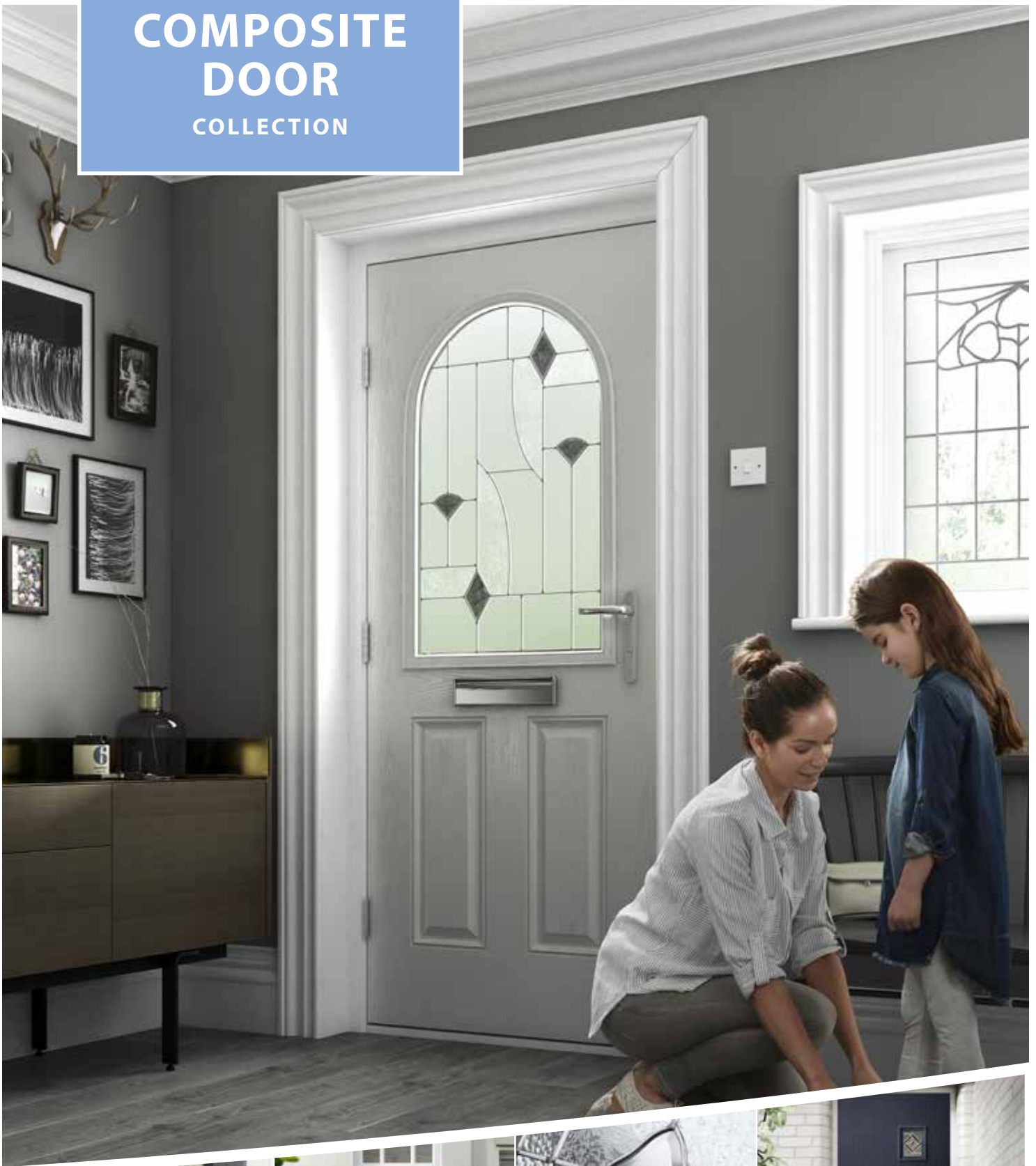


COMPOSITE DOOR COLLECTION



*Stunning traditional
and modern styles*





Your front door is the entrance to your home and says so much about you - so why compromise?

Traditional Door Styles - Designed to replicate the most popular timber doors with highly defined mouldings and realistic wood-grain embossing on the surface. Whether used in a Victorian home, a modern townhouse or a cottage, these doors add to the appearance of any home.

Contemporary Door Styles - A selection of stunning styles with a range of carefully selected decorative glass options that enhance the look and feel of the door whilst maintaining the clean good looks.

We offer our doors in a variety of glazing configurations, so whether you are looking for high levels of light, a more private environment or you want to replicate an existing door, we have the style to suit you.

Contents



Page 6

Orion



Page 7

Orion Arch



Page 8

Orion Angle



Page 9

Mira



Page 10

Hydrus



Page 11

Phoenix



Page 12

Lyra



Page 13

Virgo



Page 14

Carina




Page 15

Delta



Page 16

Vega Farmhouse



Page 17

Rigel Farmhouse



Page 18

Cygnus



Page 19

Portia



Page 20

Krypton



Page 21

Nova



Page 22

Altair



Page 23

Beta



Page 24

Aurora



Page 25

Sidepanels
& Toplights



Page 26 & 27

Glass



Page 28 & 29

Hardware



Page 30

Traditional Flush
Beaded Options



Make an entrance!

With ultimate security features and thermal efficiency, our stunning composite doors are made to measure for your home. We work to the highest of standards, to make sure they are fitted with expert care and attention.

Why choose our composite doors?



Unparalleled Security

Our GRP composite doors offer enhanced security thanks to its rigid polymer sub-frame, high density insulated core and high impact resistant GRP skin. Rest assured that our doors are tried, tested and trusted, keeping you and your family safe.



Stunning Aesthetics

The woodgrain finish was developed from oak tree grain. You'll also find the same woodgrain effect and moulding design on the slim glazing cassette, giving a seamless and authentic finish.



Low Maintenance

Everything about our GRP composite door is designed to be easy to maintain - simply wipe clean with warm soapy water. See page 31 for more information.



Superb Sound Insulation

With a weighted noise reduction of 31 decibels it means you can be sure your new door will keep outside noise to a minimum.



Exceptional Durability

High impact resistant glass reinforced polyester (GRP) skin that will maintain its pristine appearance.



Triple Glazed Glass

Our triple glazed, laminated as standard insulated glass units encapsulate the decorative glazing between two panes of clear glass, protecting it and making it easy to keep clean.



Excellent Weatherproofing

With water resistant polymer composite rails, our doors will keep the weather at bay and will stay looking great for longer.



The most energy efficient composite door on the market!

19% more


THERMALLY EFFICIENT THAN A 48MM SOLID TIMBER CORE COMPOSITE DOOR

The rising cost of energy bills and the impact on the environment means we all want to keep our consumption to a minimum. One of the best ways to achieve this is to choose thermally efficient products which will keep warmth in and cold out, saving money and emission levels.

Our cutting edge composite doors not only look great and offer superior security locking but deliver the highest energy efficient performance levels.

Doors were tested at the University of Salford's Energy House. This represents a typical Salford 1919 terraced house and its construction represents 21% of the UK's current housing stock. The house has been reconstructed in a fully environmentally controllable chamber, in which climatic conditions can be maintained, varied, repeated and patterns monitored. For the test, the inside temperature of the Energy House was 25°C with an exterior temperature of 5°C.

Standard Colour Range



*Stains not available on Mira, Cygnus, Portia, Krypton, Nova, Altair, Beta, Aurora and any flush bead option.

Bespoke Colour Range



To complement your home, our low-maintenance colour finish is designed to stay looking good year after year, both on the inside and outside.

Don't see the colour you want?
We can paint your door any RAL colour

White on internal side, unless otherwise discussed. All doors come with a white outer frame as standard. Should you require colour, we offer a range of complementing foil finishes - please ask your consultant for details. Colours shown should be used for guidance only as the limitations in the printing process, may mean that colours vary from those illustrated.




Orion

COMPOSITE DOOR

Aspen
Mouse Grey



Edwardian
Red



Lunna
Chartwell Green



Palma
Rosewood



Savana
Blue



Valentia
Green



Door colour: Black **Glass:** Kara Brass

Also available with traditional flush beading
See page 30

Orion Arch

COMPOSITE DOOR

Andorra Zinc or Brass
Azure Blue



Kara Zinc or Brass
Light Grey



Kara Colour Zinc
Mouse Grey



Monza
Purple Violet



Sierra
Red



Trieste
Anthracite Grey




Door colour: White **Glass:** Scotia Zinc

Orion Angle

COMPOSITE DOOR


Andorra Zinc or Brass
Cream



Kara Colour
Green



Sierra
Duck Egg



Trieste
Gold Oak



Classic
Ruby Red



Reflections
Anthracite Grey



Door colour: Blue **Glass:** Kara Brass

View the full colour range
See page 5

Mira

COMPOSITE DOOR

Aspen
Red



Dorchester
Azure Blue



Kara Brass
Chartwell



Monza
Purple Violet



Satin
Sable



Reflections
Traffic Grey A



Door colour: Anthracite **Glass :** Edwardian

Colours shown should be used for guidance only as the limitations in the printing process may mean that colours vary from those illustrated.

Hydrus

COMPOSITE DOOR

Kara Colour

Anthracite Grey



Edwardian

Light Grey



Aspen

Green



Monza

Gold Oak



Palma

Mouse Grey



Sierra

White



Door colour: Distant Blue Glass: Lunna

Also available with
a Sunburst

Also available with traditional flush beading
See page 30

Phoenix

COMPOSITE DOOR

Murano
Chartwell



Edwardian
Honey Beige



Classic
Mouse Grey



Savana
Rosewood



Scotia Brass
Signal Violet



Dorchester
Green



Also available with traditional flush beading
See page 30

Colours shown should be used for guidance only as the limitations in the printing process may mean that colours vary from those illustrated.

Door colour: Black **Glass:** Lunna

Lyra

COMPOSITE DOOR



Door colour: Mouse Grey Glass: Palma

Also available with
a georgian grid



Andorra Zinc or Brass
Azure Blue



Edwardian
Black Grey



Monza
Chartwell



Murano
Leaf Green



Scotia
Purple Violet



Trieste
Traffic Grey A



View the full colour range
See page 5

Virgo

COMPOSITE DOOR

Palma
Anthracite Grey



Kara
Gold Oak



Monza
Mouse Grey



Savana
Red



Scotia
White



Sierra
Traffic Grey A



Door colour: White **Glass :** Edwardian



*Also available with
a georgian grid*

Also available with traditional flush beading
See page 30

Colours shown should be used for guidance only as the limitations in the printing process may mean that colours vary from those illustrated.

Carina

COMPOSITE DOOR

Andorra Zinc or Brass
Anthracite Grey



Edwardian
Chartwell



Kara
Black



Palma
Light Grey



Sierra
Red



Trieste
Rosewood



Door colour: Distant Blue **Glass:** Lunna

Also available with traditional flush beading
See page 30

Delta

COMPOSITE DOOR

Andorra Zinc or Brass
Black



Aspen
Blue



Edwardian
Gold Oak



Monza
Green



Palma
Traffic Grey A



Abstract
White



Door colour: Anthracite **Glass :** Valentia

Also available with traditional flush beading
See page 30

Colours shown should be used for guidance only as the limitations in the printing process may mean that colours vary from those illustrated.

Vega Farmhouse COMPOSITE DOOR

Andorra Zinc or Brass
Azure Blue



Aspen
Sable



Lunna
Anthracite Grey



Palma
Light Grey



Classic
Purple Violet



Murano
Leaf Green



Door colour: Azure Blue **Glass:** Kara Grey

Also available in smooth finish

Rigel Farmhouse COMPOSITE DOOR

Kensington
Black



Edwardian
Chartwell



Lunna
Distant Blue




Valentia
Mouse Grey



Stippolyte
Traffic Red



Murano
Duck Egg



← 3 diamond also available (left, Centre or Right configuration)

Door colour: Anthracite
Glass : Andorra Zinc

Also available in smooth finish

Colours shown should be used for guidance only as the limitations in the printing process may mean that colours vary from those illustrated.


Cygnus

COMPOSITE DOOR

Gateway




Door colour: Red Violet Glass: Glacier




Aspen
Red



Breeze
Blue




Glacier
Sable



Satin
Chartwell Green



Sierra
Traffic Grey A




Please note: letterplate not available on this door style

Portia

COMPOSITE DOOR




Door colour: White Glass : Aspen



Andorra
Anthracite



Satin
Distant Blue



Bloom
Signal Violet



Odessa
Colza Yellow



Trieste
Light Grey



View the full colour range *See page 5*


Also available in farmhouse finish

Krypton

COMPOSITE DOOR



Door colour: Blue Glass: Sierra



Andorra
Azure Blue



Aspen
Mouse Grey



Satin
Ruby Red



Sierra
Wine Red



Trieste
Green Mist



Please note: letterplate not available on this door style

Nova

COMPOSITE DOOR



Door colour: Black Glass : Canvas

Canvas
Blue



Satin
Sable



Radiant
Ultramarine Blue



Tahoe
Blue




Linear
Colza Yellow



View the full colour range *See page 5*

Altair

COMPOSITE DOOR



Door colour: Mouse Grey Glass: Eclipse

Aspen
Anthracite Grey



Tidal
Azure Blue



Sierra
Duck Egg



Abstract
Red



Trieste
Silk Grey



Also available in farmhouse finish

Beta

COMPOSITE DOOR



Door colour: Anthracite Grey Glass : Trieste

Aspen
Anthracite Grey




Kensington
Azure Blue



Lunna
Green



Monza
Signal Violet



Classic
Light Grey



View the full colour range *See page 5*

Also available in farmhouse finish

Aurora

COMPOSITE DOOR




Door colour: Anthracite Grey Glass: Nevis

Aspen
Black



Lunna
Sable



Matrix
Green



Monza
Red



Trieste
Mouse Grey



Also available in farmhouse finish

Sidepanels & Toplights

With our composite doors, we offer a wide range of options for creating sidepanel and toplights that will complement your door. PVC options are also available in various styles, so you are sure to find the right choice that suits your home.



Side Panels

Available in various designs.

Hardware

Various styles and finishes available.

Rain Deflector

Match your rain deflector to the same colour of your door or your hardware, for that perfect finishing touch.



Toplights

Available in various designs.



Midrail sidepanel



Speak to your advisor for *more information!*

Decorative glass

- Triple glazed
- Longer lasting
- Easy to maintain
- Laminated glass for extra security
- Great range



Dorchester



Reflections



Andorra Zinc or Brass




Aspen



(colours; blue, black, green & red)

Murano*



Tahoe*



Edwardian



(colours available with zinc only)

Kara Brass or Zinc




Lunna




Monza




Palma



Savana



Sierra



Scotia Brass or Zinc



Trieste



Valentia



Obscure glass

All our obscure glass is manufactured to the highest possible standards to ensure that all our doors are thermally efficient at keeping the cold weather out and the warmth locked in!



Stippolyte



Cotswold



Chantilly



Mayflower



Autumn



Minster



Everglade



Satin



Flemish



Charcoal Sticks



Florielle



Oak



Contora



Taffeta



Pelerine

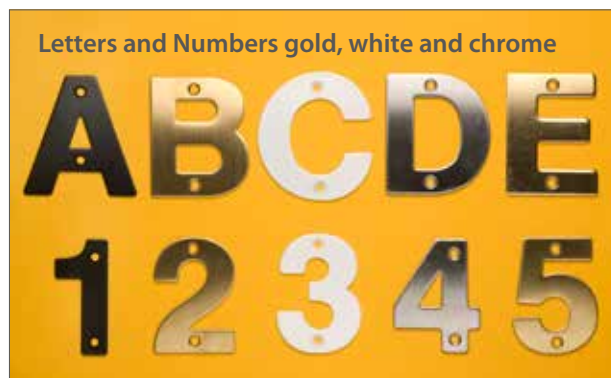


Digital

*Obscure glass is double glazed

Hardware Options

A front door speaks volumes about a property. Now you can make even more of a statement with our range of extras - like knockers, numbers and letters.



Premium Hardware Options

Transform your door into a real property feature with the addition of contemporary hardware. You may be inclined to choose this option if you are to choose a contemporary door.



High Security Locking Cylinders

The weak point of the entire door is the locking cylinder, so invest in the best.



- **Ultimate three Star Security**

Our doors are rigorously tested by British Standards, who rate security by stars. Zero is the worst and 3 stars is the best.

- **Hidden attack lock**

When it detects an attack a hidden firing pin in the core secures the central cam and stops the intruder being able to open the door.

- **Unbeaten in every test**

Approved by the Police, tested by locksmiths with the Master Locksmith Association and is accredited with their highest standard.

- **20-point drill protection**

Both ends of every lock feature 20 hardened steel pins and plates each one positioned precisely to protect your lock from a drill attack.

- **One key suited for all locks**

Match a single key to fit all locks around the home, even for garage and outbuildings. Ultimate security, ultimate convenience.



The ultimate door security for peace of mind

Traditional Flush Beading



Flush Beading Carina



Flush Beading Delta



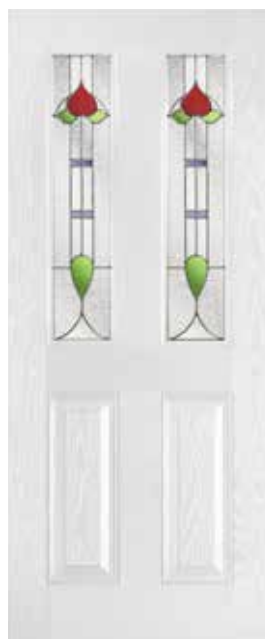
Flush Beading Hydrus



Flush Beading Phoenix



Flush Beading Virgo



Flush Beading Orion



For even greater aesthetics these door styles are available with our latest innovation of flush fitted beading



Flush Fitted Beading



Standard Projected Cassette

Whilst we feel the choice and quality of our doors are unparalleled, we are constantly striving to raise the bar and to give our customers more.

The flush-fitted innerframe sits level with the moulding to give sleek lines.

for a finish which is unsurpassed

What makes our doors so great?

- ✓ Incomparable security features
- ✓ Remarkable durability
- ✓ Low maintenance
- ✓ Excellent weatherproofing
- ✓ Superb sound insulation
- ✓ Stunning aesthetics
- ✓ Excellent thermal efficiency
- ✓ Made to measure for your home
- ✓ Installed with care & attention



Everything about our composite doors has been designed to enhance your home for years to come.

Door Construction

Every one of our GRP composite doors is manufactured to the highest of standards to ensure it is strong, durable and secure. We have sold many thousands of doors to date, evidence of the quality and exacting specification we demand.

The door has a perimeter sub-frame of a solid, water-resistant polymer material, which is reinforced with Laminated Veneered Lumber (LVL). A thermoset GRP skin is bonded to this sub-frame and the core of the door is then filled with high density, 100% CFC-free polyurethane foam. Water resistant polymer composite rails protect the core from damage or water absorption and the high impact resistant thermoset GRP skin keeps your door looking great for longer!

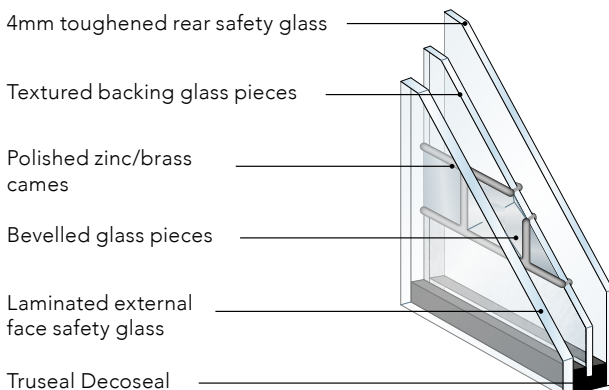
The door's core is what makes it so thermally efficient and so good at reducing sound. In fact, it is the most thermally efficient door on the market, increasing your home's energy efficiency and saving you money on your energy bills.

“ Our new front door has made such a difference to our home. No more cold draughts - and it's the nicest door on the street. ”

“ The composite door has transformed the look our house, we love it! Even had neighbours asking where they can get one from. ”

Decorative Glass Construction

Example;



Care and Maintenance

Our composite doors have been designed to be easy to maintain.

To keep your door clean, prolong the life of the surface finish and protect your warranty, we recommend you wash it regularly using warm soapy water (washing up liquid is ideal) and a soft, lint-free cloth. If you live in a coastal area, in a heavily industrialised area or near a main road, you may need to clean your door more frequently.





What makes our doors so great?

- **Incomparable security features**
- **Remarkable durability**
- **Low maintenance**
- **Excellent weatherproofing**
- **Superb sound insulation**
- **Stunning aesthetics**
- **Excellent thermal efficiency**
- **Made to measure for your home**
- **Installed with care & attention**



Door and glass colours shown in this brochure should be used for guidance only as the limitations in photographic and printing processes may mean that colours of products vary from those illustrated. All doors are provided with white internal skins, as standard. Bespoke coloured doors can be painted on one or both sides. All information in this publication is provided for guidance only and is given in good faith. We reserve the right to alter specifications without prior notice. Reproduction of this brochure in whole or part is strictly forbidden without prior written consent. All images are reproduced and the © copyright of suppliers. All images are for illustration purposes only. Copyright © Network Britannia September 2019